



LIGHTING CONTROLS

Simple, Seamless & Scalable Solutions for Connected Lighting

The NX Lighting Controls Panel (NXP2 Series) is a robust and reliable panel that can operate standalone or as a NX networked device. The NX Panel meets all applicable code and energy requirements, is fully scalable, easy to install, and easy to program and control from the NX Lighting Controls mobile app. Specify the new NX Panel to exceed your lighting control needs today.



Table of Contents

The Value of NX	04	Product Listing	12
Standards & Code	06	Tech Support	16
Application Success	08	NX Lighting Controls	17
NX Panel Features	10		

Flexible & Cost-Effective Solution

The NX Lighting Controls Panel simplifies lighting control by centralizing the interface and connection points in an enclosure providing an installer-friendly solution that reduces time and costs to deploy code compliant control solutions.



Scalable

The NX Panel has multiple panel sizes for small and large applications with matching number of relays and dimmers.



Networkable

The NX Panel provides a scalable, centralized control solution for both standalone and networked applications.



Bluetooth® Programmable

The NX Panel can be programmed via the NX Lighting Controls mobile app with the addition of NXSMP sensor or NXBTC radio.



Integrated Time Clock

The NX Panel includes an integral time clock for affordable and simple scheduling capability.




Code Compliant


The NX Panel meets or exceeds all energy code requirements, allowing you to drive sustainability and maximize return through energy saving measures.



Standards & Code

Energy Codes				NX Panels 
IECC 2015	ASHRAE 90.1 2016	Title 24 Part 6 2016	NFPA	

Indoor				
High End Trim				✓
Local Control	C405.2.2.3	9.4.1.1 (a)	130.1 (a)	✓
Multi-Level Control	C405.2.2.2	9.4.1.1 (b)	130.1 (b)	✓
Scheduling	C405.2.2.1	9.4.1.1 (i)	130.1 (c) 4	✓
Occupancy Sensor Full OFF	C405.2.1.1	9.4.1.1 (h)	130.1 (c) 6	✓
Occupancy Sensor Partial ON	C405.2.1.1	9.4.1.1 (c)	130.1 (c) 5	✓
Occupancy Sensor Partial OFF	C405.2.1.2	9.4.1.1 (g)	130.1 (c) 6	✓
Continuous Daylighting	C405.2.3	9.4.1.1 (e)	130.1 (d)	✓
Plug Load Control		8.4.2	130.5 (d)	✗
BMS Integration				Contact Closure
Egress Lighting				✓
Outdoor				
Astronomical Time Clock	C405.2.5(2)	9.4.1.4 (b)	C405.2.2.3	✓
Setback	C405.2.5(3)	9.4.1.4 (d)	C405.2.2.3	✓
Daylight OFF	C405.2.5(1)	9.4.1.4 (a)	C405.2.2.3	✓
BMS Integration				Contact Closure



Meet Code and Save Energy

NX Panels can maximize energy savings and meet or exceed today's energy code requirements.



High End Trim - An artificial maximum light output set below actual maximum light output for each space



Continuous Daylighting - Automatically turns lights down to a reduced level or off based on the amount of daylight present in a space



Local Control - Manual lighting controls that control all the lights in that space and requires human intervention

Daylight OFF - Automatically turns the lights off based on the amount of daylight

Multi-Level Control - Providing additional light levels in a space beyond Full ON and Full OFF



BMS Integration - Integrated low voltage inputs and dry contact outputs provide an interface for BMS systems to control lighting and other building systems based on schedule or input control

Plug Load Control - Automatically turns off designated receptacles in response to all occupants leaving the space or time of day



Egress Lighting - The code establishes minimum criteria for the design of egress facilities so as to allow prompt escape of occupants from buildings, or where desirable, into safe areas within buildings



Scheduling - Controls light levels based on facility schedule

Astronomical Time Clock - Controls light levels based on sunrise/sunset and project location



Setback - Automatically turns lights down to a reduced level after all occupants leave the area



Occupancy Sensor Full OFF - Automatically turns the lights off within a set period of time after all occupants leave the space

Occupancy Sensor Partial ON - Automatically turns lights on to a reduced level between full on and full off when occupants enter the space

Occupancy Sensor Partial OFF - Automatically turns lights down to a reduced level between full on and full off after all occupants leave the space

Application Success

The NX Panel supports exterior and interior commercial lighting control applications with broad features and intuitive user interfaces to address energy code requirements and reduce energy costs under a single relay panel.



Commercial

- ON/OFF and 0–10V dimming control to maximize controlled loads
- Occupancy or Vacancy modes to meet energy codes
- Open or Closed loop daylight sensing options

Education

- Accommodate common area lighting typically on a schedule or occupancy control
- Single or multi-zone daylight harvesting
- Multiple wall station options provide easy to use lighting control



Industrial

- Accommodates high mounting heights found in warehouses and manufacturing
- Works well in scheduled situations where occupants come in and vacate on regular basis

Parking and Site Lighting

- Easily meets outdoor lighting code requirements
- Works with occupancy or schedule control
- Easily can use existing homeruns for retrofit applications




Retail

- Provides a centralized maintenance solution
- Flexible schedule based control aligns well with retail requirements
- Scheduling offset from “open/close” time for easy changes


Deployment Strategies

The NX Panel provides several deployment options including standalone, networked and multiple panels configured.

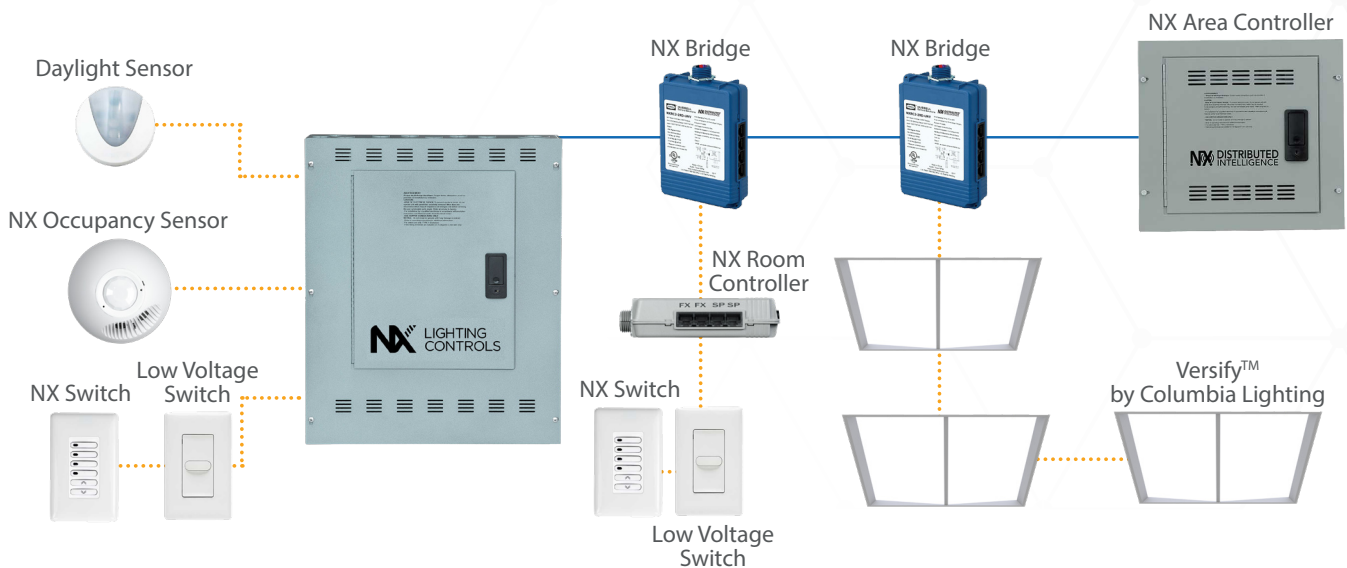
Standalone Panel Deployment



Multiple Panel Configuration



Networked Panel Deployment



NX Panel Features

All inputs are low voltage and hard-wired to terminal blocks in the panel. Input power supply is multi-tapped or universal for typical service voltages. Line voltage terminals are located with generous space for easy connection.

Power Supply Output to Panel

Power Supply Input


Low Voltage Wiring Area


Metal Barrier

Line Voltage Area

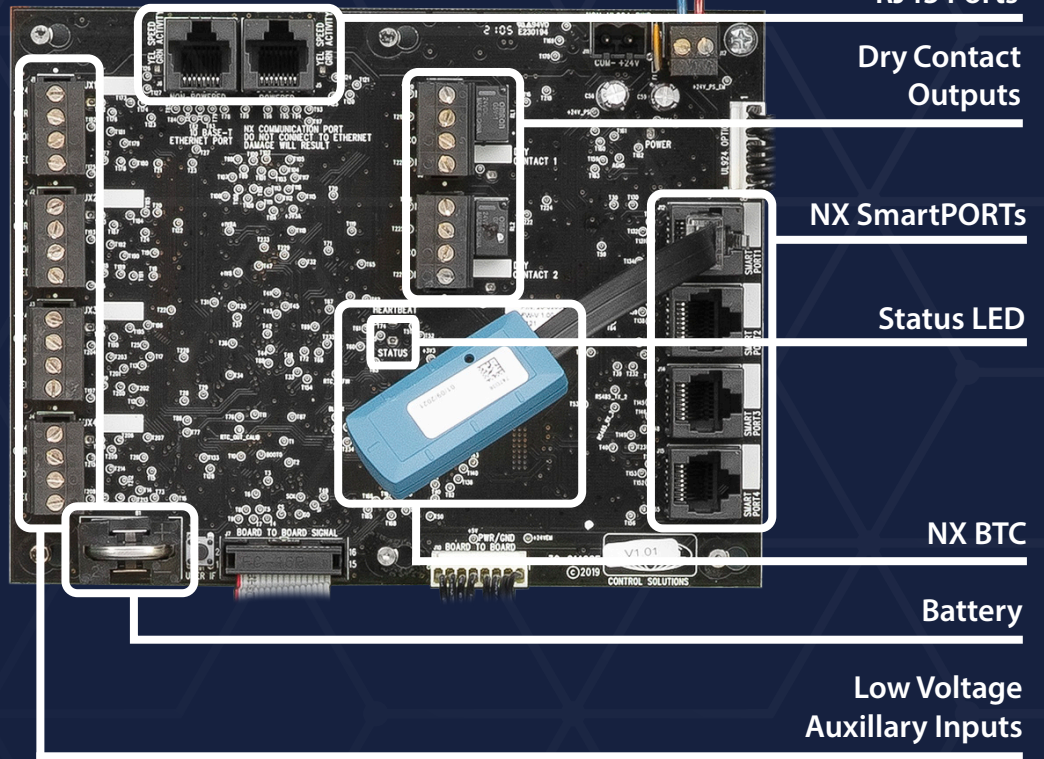
Relay with Override Switch

Relay Line Voltage Terminals






Controller Board




UL924 Board



- Test Switch
- External Test Switch & LED
- Status LED

Relay/Dimmer Board



0-10V Dimming Channels

Product Listing

NXP2 Panel	
Product	Description
NXP2-PNL-8-0-U-S	NX Lighting Control Panel V2, 8 Relay Capacity, 8 Dimming Channels, Relays Not Included, Bluetooth Radio Bridge With Real Time Clock Included, 120/277VAC, Surface Mount
NXP2-PNL-8-8-U-S	NX Lighting Control Panel V2, 8 Relay Capacity, 8 Dimming Channels, 8-20A/Single Pole Latching Relays, Bluetooth Radio Bridge With Real Time Clock Included, 120/277VAC, Surface Mount
NXP2-PNL-16-0-U-S	NX Lighting Control Panel V2, 16 Relay Capacity, 16 Dimming Channels, Relays Not Included, Bluetooth Radio Bridge With Real Time Clock Included, 120/277VAC, Surface Mount
NXP2-PNL-16-16-U-S	NX Lighting Control Panel V2, 16 Relay Capacity, 16 Dimming Channels, 16-20A/Single Pole Latching Relays, Bluetooth Radio Bridge With Real Time Clock Included, 120/277VAC, Surface Mount
NXP2-PNL-24-0-U-S	NX Lighting Control Panel V2, 24 Relay Capacity, 24 Dimming Channels, Relays Not Included, Bluetooth Radio Bridge With Real Time Clock Included, 120/277VAC, Surface Mount
NXP2-PNL-24-24-U-S	NX Lighting Control Panel V2, 24 Relay Capacity, 24 Dimming Channels, 24-20A/Single Pole Latching Relays, Bluetooth Radio Bridge With Real Time Clock Included, 120/277VAC, Surface Mount
NXP2-PNL-32-0-U-S	NX Lighting Control Panel V2, 32 Relay Capacity, 32 Dimming Channels, Relays Not Included, Bluetooth Radio Bridge With Real Time Clock Included, 120/277VAC, Surface Mount
NXP2-PNL-32-32-U-S	NX Lighting Control Panel V2, 32 Relay Capacity, 32 Dimming Channels, 32-20A/Single Pole Latching Relays, Bluetooth Radio Bridge With Real Time Clock Included, 120/277VAC, Surface Mount
NXP2-PNL-48-0-U-S	NX Lighting Control Panel V2, 48 Relay Capacity, 48 Dimming Channels, Relays Not Included, Bluetooth Radio Bridge With Real Time Clock Included, 120/277VAC, Surface Mount
NXP2-PNL-48-48-U-S	NX Lighting Control Panel V2, 48 Relay Capacity, 48 Dimming Channels, 48-30A/Single Pole Latching Relays, Bluetooth Radio Bridge with Real Time Clock Included, 120/277VAC, Surface Mount
NXP2 Panel Components	
Product	Description
NXBTC	NX Bluetooth Radio Module with Time Server
NXP2-RL-SP	NX Lighting Control Panel V2 Relay, Single Pole, Latching, General Use: 20A @ 300VAC; Tungsten: 2400W @ 120VAC; (Standard) Ballast: 20A @ 300VAC; Motor Starting: 1HP @ 110-125VAC; 1.5HP @ 220-277VAC
NXP2-RL-DP	NX Lighting Control Panel V2 Relay, Double Pole, Latching, General Use: 20A @ 480VAC; Tungsten: 2400W @ 120VAC; (Standard) Ballast: 20A @ 480VAC; Motor Starting: 1HP @ 110-125VAC; 1.5HP @ 220-277VAC
NXP2-PBAR	NX Lighting Control Panel V2 Relay Channel Barriers - Set of two
NXP2-CNTRLRBRD	NX Lighting Control Panel V2 Controller Board Replacement
NXP2-RLYDMRBRD	NX Lighting Control Panel V2 Relay/Dimmer Board Replacement
Accessories - Cables, Adapters and Wall Plates	
Product	Description
CAT5-3IN-OR-PLENUM	CAT5 Cable, Plenum Rated, 3in, Orange
CAT5-3F-OR-PLENUM	CAT5 Cable, Plenum Rated, 3ft, Orange
CAT5-25F-OR-PLENUM	CAT5 Cable, Plenum Rated, 25ft, Orange
CAT5-10F-OR-PLENUM	CAT5 Cable, Plenum Rated, 10F, Orange
CAT5-50F-OR-PLENUM	CAT5 Cable, Plenum Rated, 50F, Orange
CAT5-100F-OR-PLENUM	CAT5 Cable, Plenum Rated, 100F, Orange
RJ45ADAPTER	RJ45 Adapter for wiHUBB & Zone5 Occupancy and Daylight Sensors
SGADEC	Single Gang Decorator Style Nylon Wall Plate, Gray
SGADECW	Single Gang Decorator Style Nylon Wall Plate, White
SGADEC	Single Gang Decorator Style Nylon Wall Plate, Ivory
Low Voltage Auxiliary Wall Switches	
Product	Description
LVSM1NPWH	Low Voltage Switch, Momentary, 1 Button, No Pilot, White
LVSM1NP	Low Voltage Switch, Momentary, 1 Button, No Pilot, Ivory
LVSM1NPG	Low Voltage Switch, Momentary, 1 Button, No Pilot, Gray

LVSM1NPLA Low Voltage Switch, Momentary, 1 Button, No Pilot, Light Almond

Low Voltage Auxiliary Wall Switches (cont.)

Product	Description
LVSM1PLWH	Low Voltage Switch, Momentary, 1 Button, w/Pilot LED, White
LVSM1PLIV	Low Voltage Switch, Momentary, 1 Button, w/Pilot LED, Ivory
LVSM1PLG	Low Voltage Switch, Momentary, 1 Button, w/Pilot LED, Gray
LVSM1PLLA	Low Voltage Switch, Momentary, 1 Button, w/Pilot LED, Light Almond
LVSM2NPWH	Low Voltage Switch, Momentary, 2 Buttons, No Pilot, White
LVSM2NPV	Low Voltage Switch, Momentary, 2 Buttons, No Pilot, Ivory
LVSM2NPG	Low Voltage Switch, Momentary, 2 Buttons, No Pilot, Gray
LVSM2NPLA	Low Voltage Switch, Momentary, 2 Buttons, No Pilot, Light Almond
LVSM2PLWH	Low Voltage Switch, Momentary, 2 Buttons, w/Pilot LED, White
LVSM2PLIV	Low Voltage Switch, Momentary, 2 Buttons, w/Pilot LED, Ivory
LVSM2PLG	Low Voltage Switch, Momentary, 2 Buttons, w/Pilot LED, Gray
LVSM2PLLA	Low Voltage Switch, Momentary, 2 Buttons, w/Pilot LED, Light Almond
LVSM3NPWH	Low Voltage Switch, Momentary, 3 Buttons, No Pilot, White
LVSM3NPV	Low Voltage Switch, Momentary, 3 Buttons, No Pilot, Ivory
LVSM3NPG	Low Voltage Switch, Momentary, 3 Buttons, No Pilot, Gray
LVSM3NPLA	Low Voltage Switch, Momentary, 3 Buttons, No Pilot, Light Almond
LVSM3PLWH	Low Voltage Switch, Momentary, 3 Buttons, w/Pilot LED, White
LVSM3PLIV	Low Voltage Switch, Momentary, 3 Buttons, w/Pilot LED, Ivory
LVSM3PLG	Low Voltage Switch, Momentary, 3 Buttons, w/Pilot LED, Gray
LVSM3PLLA	Low Voltage Switch, Momentary, 3 Buttons, w/Pilot LED, Light Almond
LVSM4NPWH	Low Voltage Switch, Momentary, 4 Buttons, No Pilot, White
LVSM4NPV	Low Voltage Switch, Momentary, 4 Buttons, No Pilot, Ivory
LVSM4NPG	Low Voltage Switch, Momentary, 4 Buttons, No Pilot, Gray
LVSM4NPLA	Low Voltage Switch, Momentary, 4 Buttons, No Pilot, Light Almond
LVSM4PLWH	Low Voltage Switch, Momentary, 4 Buttons, w/Pilot LED, White
LVSM4PLIV	Low Voltage Switch, Momentary, 4 Buttons, w/Pilot LED, Ivory
LVSM4PLG	Low Voltage Switch, Momentary, 4 Buttons, w/Pilot LED, Gray

NX Lighting Controls - Sensors and Switches (cont.)

Product	Description
NXCBL-P-10	NX Plenum Adapter Cable
NXDS	NX Daylight Sensor
NXDS-O	NX Daylight Sensor Outdoor
NXOS-LODT	NX Occupancy Sensor, with IntelliDAPT, Wall Mount, PIR and Ultrasonic, 1600 Sq. Ft., White
NXOS-LODTR	NX Occupancy Sensor with IntelliDAPT, Wall Mount, PIR and Ultrasonic, 1600 Sq. Ft., Form C Relay, White
NXOS-OMDT1	NX Occupancy Sensor with IntelliDAPT, Ceiling Mount, PIR and Ultrasonic, 1000 Sq. Ft., White
NXOS-OMDT1R	NX Occupancy Sensor with IntelliDAPT, Ceiling Mount, PIR and Ultrasonic, 1000 Sq. Ft., Form C Relay, White
NXOS-OMDT2	NX Occupancy Sensor with IntelliDAPT, Ceiling Mount, PIR and Ultrasonic, 2000 Sq. Ft., White
NXOS-OMDT2R	NX Occupancy Sensor with IntelliDAPT, Ceiling Mount, PIR and Ultrasonic, 360°, 2000 Sq. Ft., Form C Relay, White
NXOS-OMDT5	NX Occupancy Sensor with IntelliDAPT, Ceiling Mount, PIR and Ultrasonic, 500 Sq. Ft., White
NXOS-OMDT5R	NX Occupancy Sensor with IntelliDAPT, Ceiling Mount, PIR and Ultrasonic, 500 Sq. Ft., Form C Relay, White
NXOS-OMUS2	NX Occupancy Sensor with IntelliDAPT, Ceiling Mount, Ultrasonic, 2000 Sq. Ft., White
NXOS-OMUS2R	NX Occupancy Sensor with IntelliDAPT, Ceiling Mount, Ultrasonic, 360°, 2000 Sq. Ft., Form C Relay, White

Product Listing (cont.)

NX Lighting Controls- Sensors and Switches (cont.)	
Product	Description
NXSMP-HMO	NX Sensor Module, PIR, High Mount/Outdoor, 360° Lens, White
NXSMP-HMO-GY	NX Sensor Module, PIR, High Mount/Outdoor, 360° Lens, Gray
NXSMP-HMO-BK	NX Sensor Module, PIR, High Mount/Outdoor, 360° Lens, Black
NXSMP-HMO-A-WH	NX Sensor Module, PIR, High Mount/Outdoor, Aisle Lens, White
NXSMP-HMO-A-GY	NX Sensor Module, PIR, High Mount/Outdoor, Aisle Lens, Gray
NXSMP-HMO-A-BK	NX Sensor Module, PIR, High Mount/Outdoor, Aisle Lens, Black
NXSMP-LMI	NX Sensor Module, PIR, Low Mount, Indoor, 360° Lens, White
NXSMP-LMO-WH	NX Sensor Module, PIR, Low Mount/Outdoor, 360° Lens, White
NXSMP-LMO-GY	NX Sensor Module, PIR, Low Mount/Outdoor, 360° Lens, Gray
NXSMP-LMO-BK	NX Sensor Module, PIR, Low Mount/Outdoor, 360° Lens, Black
NXSMP-LMO-A-WH	NX Sensor Module, PIR, Low Mount/Outdoor, Aisle Lens, White
NXSMP-LMO-A-GY	NX Sensor Module, PIR, Low Mount/Outdoor, Aisle Lens, Gray
NXSMP-LMO-A-BK	NX Sensor Module, PIR, Low Mount/Outdoor, Aisle Lens, Black
NXSMP-OMNI-WH	NX Sensor Module, PIR, 360° Lens, White
NXSMP-OMNI-GY	NX Sensor Module, PIR, 360° Lens, Gray
NXSMP-OMNI-BK	NX Sensor Module, PIR, 360° Lens, Black
NXSMP-OMNI-O-WH	NX Sensor Module, PIR, 360° Lens, Outdoor, White
NXSMP-OMNI-O-GY	NX Sensor Module, PIR, 360° Lens, Outdoor, Gray
NXSMP-OMNI-O-BK	NX Sensor Module, PIR, 360° Lens, Outdoor, Black
NXSWR-1-WH	NX Digital Toggle Switch, 1 Button, Momentary, Pilot, White
NXSWR-1-IV	NX Digital Toggle Switch, 1 Button, Momentary, Pilot, Ivory
NXSWR-1-GY	NX Digital Toggle Switch, 1 Button, Momentary, Pilot, Gray
NXSWR-1-BK	NX Digital Toggle Switch, 1 Button, Momentary, Pilot, Black
NXSWR-1-LA	NX Digital Toggle Switch, 1 Button, Momentary, Pilot, Light Almond
NXSWR-2-WH	NX Digital Toggle Switch, 2 Buttons, Momentary, Pilot, White
NXSWR-2-IV	NX Digital Toggle Switch, 2 Buttons, Momentary, Pilot, Ivory
NXSWR-2-GY	NX Digital Toggle Switch, 2 Buttons, Momentary, Pilot, Gray
NXSWR-2-BK	NX Digital Toggle Switch, 2 Buttons, Momentary, Pilot, Black
NXSWR-2-LA	NX Digital Toggle Switch, 2 Buttons, Momentary, Pilot, Light Almond
NXSWR-3-WH	NX Digital Toggle Switch, 3 Buttons, Momentary, Pilot, White
NXSWR-3-IV	NX Digital Toggle Switch, 3 Buttons, Momentary, Pilot, Ivory
NXSWR-3-GY	NX Digital Toggle Switch, 3 Buttons, Momentary, Pilot, Gray
NXSWR-3-BK	NX Digital Toggle Switch, 3 Buttons, Momentary, Pilot, Black
NXSWR-3-LA	NX Digital Toggle Switch, 3 Buttons, Momentary, Pilot, Light Almond
NXSWR-4-WH	NX Digital Toggle Switch, 4 Buttons, Momentary, Pilot, White
NXSWR-4-IV	NX Digital Toggle Switch, 4 Buttons, Momentary, Pilot, Ivory
NXSWR-4-GY	NX Digital Toggle Switch, 4 Buttons, Momentary, Pilot, Gray
NXSWR-4-BK	NX Digital Toggle Switch, 4 Buttons, Momentary, Pilot, Black
NXSWR-4-LA	NX Digital Toggle Switch, 4 Buttons, Momentary, Pilot, Light Almond
NXSWR-6-WH	NX Digital Toggle Switch, 6 Buttons, Momentary, Pilot, White
NXSWR-6-IV	NX Digital Toggle Switch, 6 Buttons, Momentary, Pilot, Ivory
NXSWR-6-GY	NX Digital Toggle Switch, 6 Buttons, Momentary, Pilot, Gray
NXSWR-6-BK	NX Digital Toggle Switch, 6 Buttons, Momentary, Pilot, Black

NX Lighting Controls- Sensors and Switches (cont.)

Product	Description
NXSWR-6-LA	NX Digital Toggle Switch, 6 Buttons, Momentary, Pilot, Light Almond
NXSWR-CCT-WH	NX Digital CCT Switch, 6 buttons, 4 presets, Raise/Lower, White
NXSWR-CCT-IV	NX Digital CCT Switch, 6 buttons, 4 presets, Raise/Lower, Ivory
NXSWR-CCT-GY	NX Digital CCT Switch, 6 buttons, 4 presets, Raise/Lower, Gray
NXSWR-CCT-BK	NX Digital CCT Switch, 6 buttons, 4 presets, Raise/Lower, Black
NXSWR-CCT-LA	NX Digital CCT Switch, 6 buttons, 4 presets, Raise/Lower, Light Almond
NXSWR-OO-WH	NX Digital Switch Station, On/Off, White
NXSWR-OO-IV	NX Digital Switch Station, On/Off, Ivory
NXSWR-OO-GY	NX Digital Switch Station, On/Off, Gray
NXSWR-OO-BK	NX Digital Switch Station, On/Off, Black
NXSWR-OO-LA	NX Digital Switch Station, On/Off, Light Almond
NXSWR-ORLO-WH	NX Digital Switch Station, On/Raise/Lower/Off, White
NXSWR-ORLO-IV	NX Digital Switch Station, On/Raise/Lower/Off, Ivory
NXSWR-ORLO-GY	NX Digital Switch Station, On/Raise/Lower/Off, Gray
NXSWR-ORLO-BK	NX Digital Switch Station, On/Raise/Lower/Off, Black
NXSWR-ORLO-LA	NX Digital Switch Station, On/Raise/Lower/Off, Light Almond
NXSWR-ORLO-RD	NX Digital Switch Station, On/Raise/Lower/Off, Red
NXSWR-RL-WH	NX Digital Switch Station, 2 Buttons, Raise/Lowers, White
NXSWR-RL-IV	NX Digital Switch Station, 2 Buttons, Raise/Lowers, Ivory
NXSWR-RL-GY	NX Digital Switch Station, 2 Buttons, Raise/Lowers, Gray
NXSWR-RL-BK	NX Digital Switch Station, 2 Buttons, Raise/Lowers, Black
NXSWR-RL-LA	NX Digital Switch Station, 2 Buttons, Raise/Lowers, Light Almond
NXSWR-SS-WH	NX Digital Scene Switch, 6 Buttons, 4 Presets, Raise/Lower, White
NXSWR-SS-IV	NX Digital Scene Switch, 6 Buttons, 4 Presets, Raise/Lower, Ivory
NXSWR-SS-GY	NX Digital Scene Switch, 6 Buttons, 4 Presets, Raise/Lower, Gray
NXSWR-SS-BK	NX Digital Scene Switch, 6 Buttons, 4 Presets, Raise/Lower, Black
NXSWR-SS-LA	NX Digital Scene Switch, 6 Buttons, 4 Presets, Raise/Lower, Light Almond
NXSWR-TO-WH	NX Digital Switch Station, Timed-On, Pilot, White
NXSWR-TO-IV	NX Digital Switch Station, Timed-On, Pilot, Ivory
NXSWR-TO-GY	NX Digital Switch Station, Timed-On, Pilot, Gray
NXSWR-TO-BK	NX Digital Switch Station, Timed-On, Pilot, Black
NXSWR-TO-LA	NX Digital Switch Station, Timed-On, Pilot, Light Almond
NXSWR-TH3-WH	NX Simple Touch Wall Station, White



HLI Solutions, Inc

701 Millennium Blvd.
Greenville, SC 29607

currentlighting.com

© 2022 HLI Solutions, Inc. All rights reserved. Information and specifications subject to change without notice. All values are design or typical values when measured under laboratory conditions.

(Rev 11/30/21)

NXP2_B_R01
